

PART NUMBER:	DATE:
PROJECT #:	TYPE:
PREPARED BY:	

PART NUMBER:

## FMH250/U/MOG

### 250W ED28 Probe Start Metal Halide Lamp

Fusion Metal Halide Probe Start Lamps offer superior light quality and performance. The striking white light emitted when using Metal Halide lamps creates a natural ambience and delivers vibrant colors. In addition, the high system efficacy of these lamps results in lower energy use and a reduced cost of operating when compared to High Pressure Sodium lamps.

**FEATURES & BENEFITS:**

- Long Life - Reduces re-lamping and replacement costs
- High lumen output
- Benefits a cleaner environment
- Excellent colour rendering of CRI = 70+ (Coated)
- Excellent colour rendering of CRI = 65+ (Clear)
- Easier integration in existing luminaires
- Dimmable with approved dimming systems
- 1 Year Warranty

**AVAILABLE TYPES:**

- 50W ED17
- 70W ED17
- 100W ED17
- 175W ED17 & ED28
- 250W ED28 & ET18
- 360W BT37
- 400W ED28, ED37 & ET18
- 1000W BT37 & BT56
- 1500 BT56
- 400W T15

**APPLICATIONS:**

- Commercial: Offices & Hospitals - Ambient Lighting, Task Lighting, etc.
- Retail: Malls, Shopping Centers, Stores, etc.
- Hospitality: Restaurants, Hotels, etc.
- Recreational: Sports Facilities, Gymnasiums, etc.

**APPROVALS**

ANSI CODE | **M58**



KELVIN (CCT):

4200K 842

**ORDERING INFORMATION:**

PART NUMBER	IMS CODE	DESCRIPTION	CASE QTY	CASE DIMENSIONS	CASE WEIGHT
FMH250/U/MOG	0246-8244	250W ED28 Probe Start Metal Halide Uncoated	12	330 x 420 x 265mm - 12.99 x 16.5 x 10.43 in	3.3kg - 7.8lbs

**OPERATING SPECIFICATIONS:**

PART NUMBER	LAMP WATTS	INITIAL LUMENS [Vertical]	INITIAL LUMENS [Horizontal]	MEAN LUMENS [Vertical]	MEAN LUMENS [Horizontal]
FMH250/U/MOG	250W	22,000 lm	20,000 lm	17,000 lm	13,700 lm



PART NUMBER:

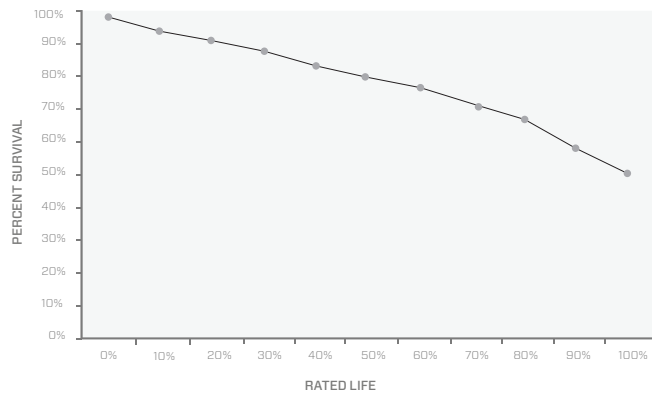
# FMH250/U/MOG

250W ED28 Probe Start Metal Halide Lamp

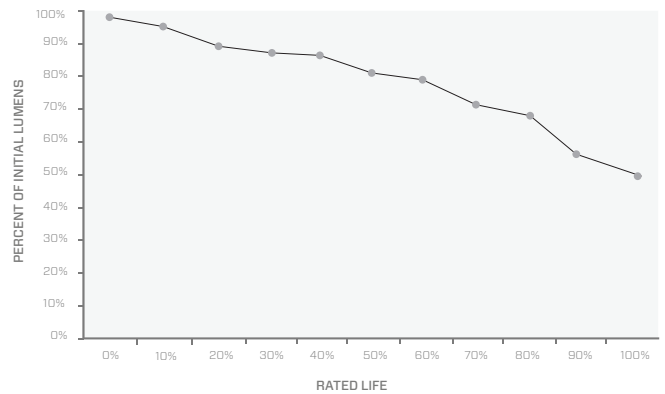
OPERATING SPECIFICATIONS:

PART NUMBER	EFFICACY (LPW)	RATED LIFE (Vertical)	RATED LIFE (Horizontal)	CCT	CRI	WARM UP TIME	Hot Re-Strike Time	Burn Position
FMH250/U/MOG	88	10,000 hrs	7,500 hrs	4200K	65+	3-5 mins	5-10 mins	Universal

2.1 - LIFE EXPECTANCY



2.2 - LUMEN MAINTENANCE



ELECTRICAL SPECIFICATIONS:

PART NUMBER	LAMP WATTS	NOMINAL LAMP OPERATING VOLTAGE	NOMINAL LAMP OPERATING CURRENT	ANSI DESIGNATION	OPERATING FREQUENCY
FMH250/U/MOG	250	133V	2.10 A	M58	60Hz

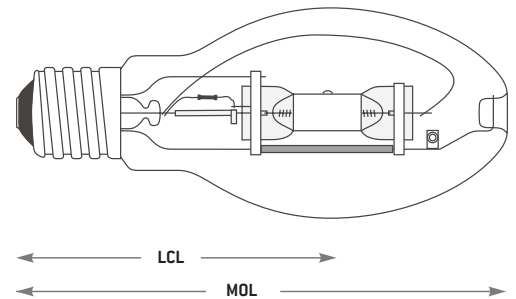
\* NOTE: Physical specifications are the same for all colour temperatures

PHYSICAL SPECIFICATIONS:

PART NUMBER	LAMP STYLE	BASE	LUMINAIRE TYPE	MAX. LENGTH (MOL)	LIGHT CENTER LENGTH (LCL)
FMH250/U/MOG	ED28	E39	Enclosed	8.31" (211 mm)	5" (127mm)

ARC LENGTH	ARC TUBE MATERIAL	MAX. TEMP (BASE)	MAX. TEMP. (LAMP)
33 mm	Quartz	210°C	400°C

\* NOTE: Physical specifications are the same for all colour temperatures



ANSI CODE | M58

