

PART NUMBER:	DATE:
PROJECT #:	TYPE:
PREPARED BY:	

PART NUMBER:

FMH175/MED

175W ED17 Probe Start Metal Halide Lamp

Fusion Metal Halide Probe Start Lamps offer superior light quality and performance. The striking white light emitted when using Metal Halide lamps creates a natural ambience and delivers vibrant colors. In addition, the high system efficacy of these lamps results in lower energy use and a reduced cost of operating when compared to High Pressure Sodium lamps.

FEATURES & BENEFITS:

- Long Life - Reduces re-lamping and replacement costs
- High lumen output
- Benefits a cleaner environment
- Excellent colour rendering of CRI = 70+ [Coated]
- Excellent colour rendering of CRI = 65+ [Clear]
- Easier integration in existing luminaires
- Dimmable with approved dimming systems
- 1 Year Warranty

AVAILABLE TYPES:

- 50W ED17
- 70W ED17
- 100W ED17
- 175W ED17 & ED28
- 250W ED28 & ET18
- 360W BT37
- 400W ED28, ED37 & ET18
- 1000W BT37 & BT56
- 1500 BT56
- 400W T15

APPLICATIONS:

- Commercial: Offices & Hospitals - Ambient Lighting, Task Lighting, etc.
- Retail: Malls, Shopping Centers, Stores, etc.
- Hospitality: Restaurants, Hotels, etc.
- Recreational: Sports Facilities, Gymnasiums, etc.

APPROVALS

ANSI
CODE | **M57**



KELVIN (CCT):

4200K 842

ORDERING INFORMATION:

PART NUMBER	IMS CODE	DESCRIPTION	CASE QTY	CASE DIMENSIONS	CASE WEIGHT
FMH175/MED	0246-8220	175W ED17 Probe Start Metal Halide Uncoated	50	250 x 180 x 170 mm - 9.84 x 7.09 x 6.69 in	1.4kg - 3.09lbs

OPERATING SPECIFICATIONS:

PART NUMBER	LAMP WATTS	INITIAL LUMENS (Vertical)	INITIAL LUMENS (Horizontal)	MEAN LUMENS (Vertical)	MEAN LUMENS (Horizontal)
FMH175/MED	175W	17,000 lm	N/A	12,500 lm	N/A



PART NUMBER:

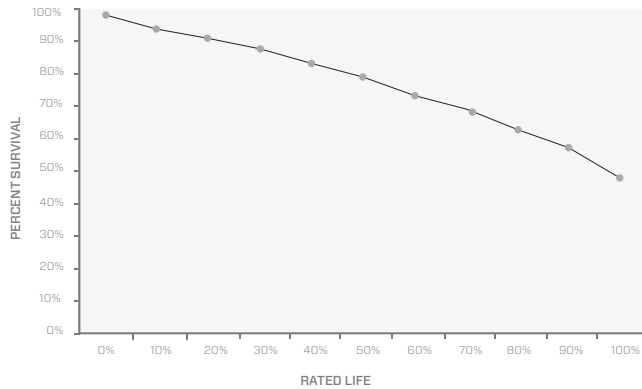
FMH175/MED

175W ED17 Probe Start Metal Halide Lamp

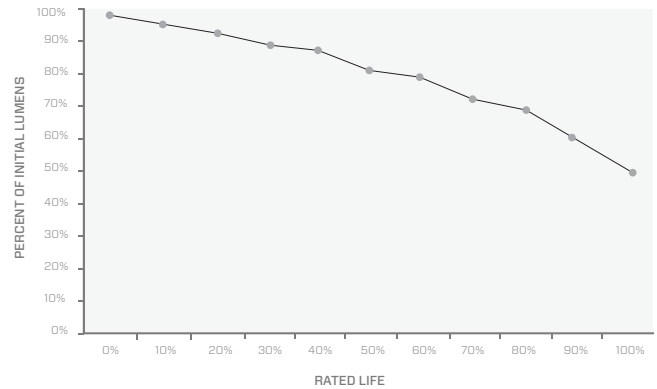
OPERATING SPECIFICATIONS:

PART NUMBER	EFFICACY (LPW)	RATED LIFE (Vertical)	RATED LIFE (Horizontal)	CCT	CRI	WARM UP TIME	Hot Re-Strike Time	Burn Position
FMH175/MED	97	15,000 hrs	10,000 hrs	4200K	65+	1-2 mins	2-4 mins	Universal

2.1 - LIFE EXPECTANCY



2.2 - LUMEN MAINTENANCE



ELECTRICAL SPECIFICATIONS:

PART NUMBER	LAMP WATTS	NOMINAL LAMP OPERATING VOLTAGE	NOMINAL LAMP OPERATING CURRENT	ANSI DESIGNATION	OPERATING FREQUENCY
FMH175/MED	175	132V	1.50 A	M152	60Hz

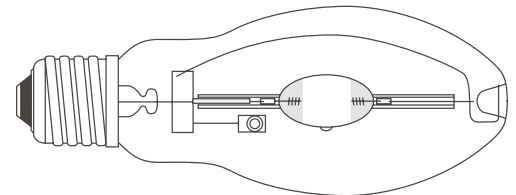
* NOTE: Physical specifications are the same for all colour temperatures

PHYSICAL SPECIFICATIONS:

PART NUMBER	LAMP STYLE	BASE	LUMINAIRE TYPE	MAX. LENGTH (MOL)	LIGHT CENTER LENGTH (LCL)
FMH175/MED	ED17	E26	Enclosed	5.43" (138 mm)	3.43" (86 mm)

ARC LENGTH	ARC TUBE MATERIAL	MAX. TEMP (BASE)	MAX. TEMP. (LAMP)
22.5mm	Quartz	190°C	400°C

* NOTE: Physical specifications are the same for all colour temperatures



ANSI CODE | M57

