



PART NUMBER:	DATE:
PROJECT #:	TYPE:
PREPARED BY:	

PART NUMBER:

FCF26TTT8**/4 PIN

26W 4 PIN Triple Twin Compact Fluorescent Lamp



Fusion CFL lamps are available in PL, TT, DTT, TTT as well as T2 spiral, R, BR, G25 and PAR configurations. These lamps provide the efficiency of fluorescent technology in many different applications including recessed, surface mounted and specialty fixtures. The long life of these lamps far outlast all incandescent equivalents, saving you money on replacement labor and maintenance costs. Save up to 75% in energy costs compared to the equivalent lumen output incandescent lamps.

FEATURES & BENEFITS:

- Long Life - Save on re-lamping and replacement costs
- High CRI - Excellent colour rendering for improved visual impact
- Wide Range of Colour Temperatures - Light your space to suit your ambience
- Instant Start - No warm-up time, and flicker-free operation

AVAILABLE TYPES:

- 18 Watt: FCF18TTT8**/4P 830/835/841/850
- 26 Watt: FCF26TTT8**/4P 830/835/841/850
- 32 Watt: FCF32TTT8**/4P 830/835/841/850
- 42 Watt: FCF42TTT8**/4P 830/835/841/850

APPLICATIONS:

- Commercial: Offices & Hospitals - Ambient Lighting, Task Lighting, etc.
- Retail: Malls, Shopping Centers, Stores, etc.
- Hospitality: Restaurants, Hotels, etc.
- Recreational: Sports Facilities, Gymnasiums, etc.
- Industrial: Warehousing, Manufacturing Facilities, etc.

APPROVALS

RoHS
COMPLIANT

ANSI
CODE | **S78**

KELVIN (CCT):

- 3000K 830
- 3500K 835
- 4100K 841
- 5000K 850

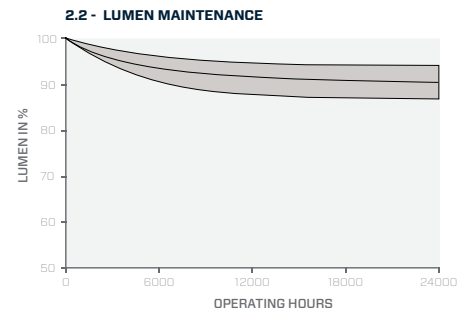
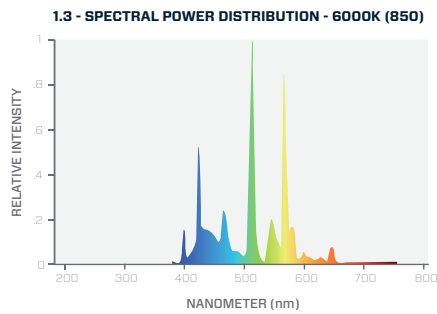
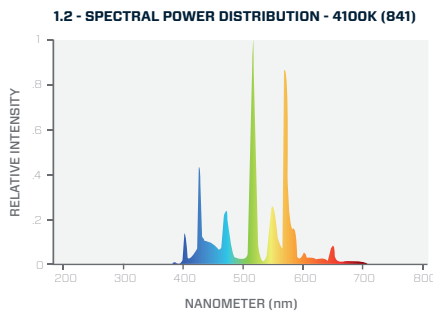
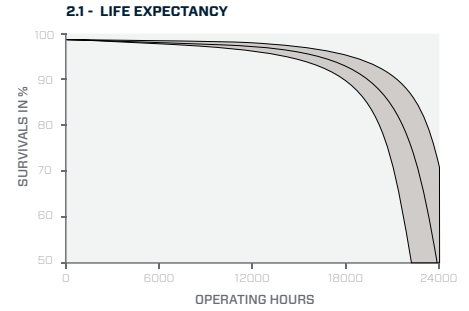
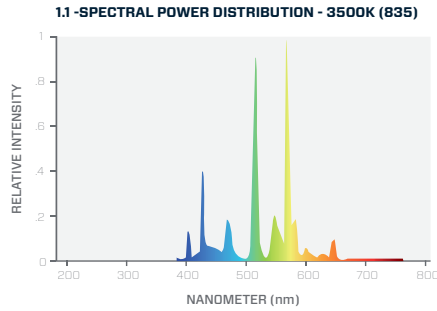
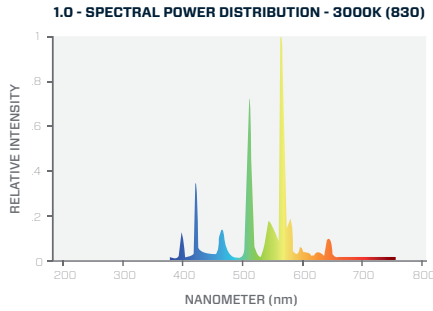
ORDERING INFORMATION:

PART NUMBER	IMS CODE	DESCRIPTION	CASE QTY	CASE DIMENSIONS	CASE WEIGHT
FCF26TTT830/4 PIN	0246-7971	26W 4P Triple Twin Tube CFL Lamp	50	470 x 260 x 180 mm - 18.5 x 10.23 x 7.09 in	5.35kg - 11.8lbs
FCF26TTT835/4 PIN	0246-7974	26W 4P Triple Twin Tube CFL Lamp	50	470 x 260 x 180 mm - 18.5 x 10.23 x 7.09 in	5.35kg - 11.8lbs
FCF26TTT841/4 PIN	0246-7977	26W 4P Triple Twin Tube CFL Lamp	50	470 x 260 x 180 mm - 18.5 x 10.23 x 7.09 in	5.35kg - 11.8lbs
FCF26TTT850/4 PIN	0268-1157	26W 4P Triple Twin Tube CFL Lamp	50	470 x 260 x 180 mm - 18.5 x 10.23 x 7.09 in	5.35kg - 11.8lbs

OPERATING SPECIFICATIONS:

PART NUMBER	LAMP WATTS	NOMINAL VOLTAGE	INITIAL LUMENS	MEAN LUMENS	EFFICACY	RATED LIFE (HOURS)	CCT	CRI	WARRANTY
FCF26TTT830/4 PIN	26W	105 ± -10V	1800 lm	1620 lm	69 lm/W	10,000 hrs	3000K	82+ Ra	1 Year
FCF26TTT835/4 PIN	26W	105 ± -10V	1800 lm	1620 lm	69 lm/W	10,000 hrs	3500K	82+ Ra	1 Year
FCF26TTT841/4 PIN	26W	105 ± -10V	1800 lm	1620 lm	69 lm/W	10,000 hrs	4100K	82+ Ra	1 Year
FCF26TTT850/4 PIN	26W	105 ± -10V	1800 lm	1620 lm	69 lm/W	10,000 hrs	5000K	82+ Ra	1 Year

OPERATING SPECIFICATIONS:



ELECTRICAL SPECIFICATIONS:

PART NUMBER	STARTING TYPE	NOMINAL LAMP OPERATING VOLTAGE	NOMINAL LAMP OPERATING CURRENT	OPERATING FREQUENCY	HOT CATHODE RESISTANCE	BALLAST TYPE
FCF26TTT8**/4 PIN	Instant	105 ± 10V	0.33 A	60Hz	13 ± 3.3Ω	Rapid Start

* NOTE: Physical specifications are the same for all colour temperatures

PHYSICAL SPECIFICATIONS:

PART NUMBER	LAMP STYLE	BASE	SOCKET	PHOSPHOR
FCF26TTT8**/4 PIN	PL	Ceramic	G24-q3	Tri-Phosphor

A	B	C	D	DIA (Ø)
26.5 mm - 1.04"	26.5 mm - 1.04"	112.0 mm - 4.41"	163.0 mm - 6.42"	12.0mm - 0.47"

* NOTE: Physical specifications are the same for all colour temperatures

