



KELVIN (CCT):

4200K 842



| | |
|--------------|-------|
| PART NUMBER: | DATE: |
| PROJECT #: | TYPE: |
| PREPARED BY: | |

PART NUMBER:

FMP400/ED37/PS/BU/4K

400W ED37 Pulse Start Metal Halide Lamp

Fusion Metal Halide Pulse Start Lamps offer superior light quality and performance. The iridescent white light emitted when using Pulse Start Metal Halide lamps creates a natural ambience and delivers vibrant colors. In addition, the high system efficacy of these lamps results in lower energy use and a reduced cost of operating when compared to standard Quartz Metal Halide lamps.

FEATURES & BENEFITS:

- Long Life - Reduces re-lamping and replacement costs
- High lumen output
- Benefits a cleaner environment
- Excellent colour rendering of CRI = 70+ (Coated)
- Excellent colour rendering of CRI = 65+ (Clear)
- Easier integration in existing luminaires
- Dimmable with approved dimming systems
- 1 Year Warranty

APPLICATIONS:

- Commercial: Offices & Hospitals - Ambient Lighting, Task Lighting, etc.
- Retail: Malls, Shopping Centers, Stores, etc.
- Hospitality: Restaurants, Hotels, etc.
- Recreational: Sports Facilities, Gymnasiums, etc.

APPROVALS

ANSI CODE | **M155**

ORDERING INFORMATION:

| PART NUMBER | IMS CODE | DESCRIPTION | CASE QTY | CASE DIMENSIONS | CASE WEIGHT |
|----------------------|-----------|------------------------------------|----------|---|-----------------|
| FMH400/ED37/PS/BU/4K | 0279-7425 | 400W ED28 Pulse Start Metal Halide | 12 | 430 x 550 x 340 mm - 16.93 x 21.65 x 13.39 in | 4.9kg - 10.8lbs |

OPERATING SPECIFICATIONS:

| PART NUMBER | LAMP WATTS | INITIAL LUMENS (Vertical) | INITIAL LUMENS (Horizontal) | MEAN LUMENS (Vertical) | MEAN LUMENS (Horizontal) |
|----------------------|------------|---------------------------|-----------------------------|------------------------|--------------------------|
| FMH400/ED37/PS/BU/4K | 400W | 42000 lm | N/A | 33600 lm | N/A |



PART NUMBER:

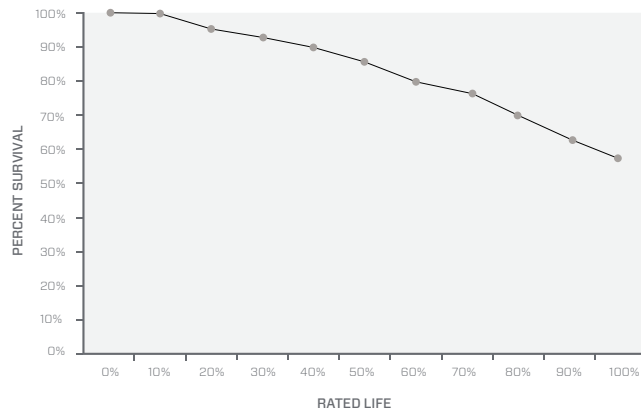
FMP400/ED37/PS/BU/4K

400W ED37 Pulse Start Metal Halide Lamp

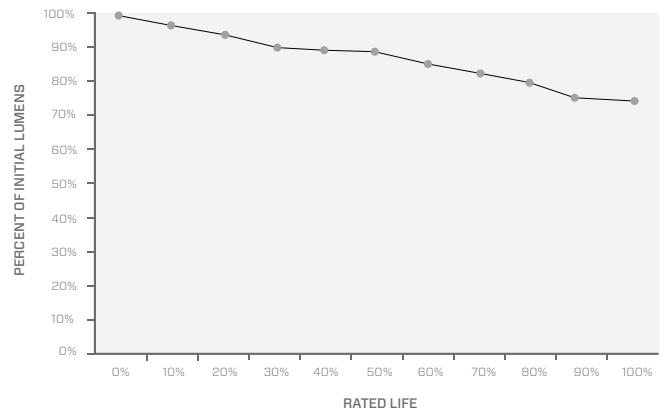
OPERATING SPECIFICATIONS:

| PART NUMBER | EFFICACY (LPW) | RATED LIFE (Vertical) | RATED LIFE (Horizontal) | CCT | CRI | WARM UP TIME | Hot Re-Strike Time | Burn Position |
|----------------------|----------------|-----------------------|-------------------------|-------|-----|--------------|--------------------|---------------|
| FMH400/ED37/PS/BU/4K | 105 | 20,000 hrs | N/A | 4200K | 65+ | 1 - 3 mins | 5 - 10 mins | BU ± 15° |

1 - LIFE EXPECTANCY



2 - LUMEN MAINTENANCE



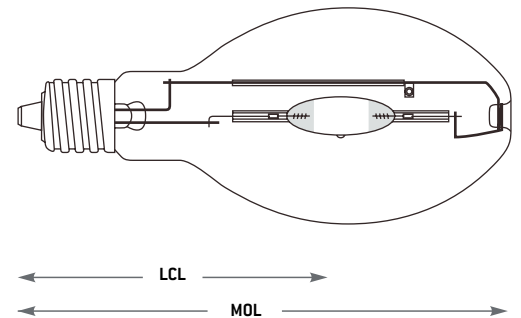
ELECTRICAL SPECIFICATIONS:

| PART NUMBER | LAMP WATTS | NOMINAL LAMP OPERATING VOLTAGE | NOMINAL LAMP OPERATING CURRENT | ANSI DESIGNATION | OPERATING FREQUENCY |
|----------------------|------------|--------------------------------|--------------------------------|------------------|---------------------|
| FMH400/ED37/PS/BU/4K | 400 | 135V | 3.25 A | M155 | 60Hz |

PHYSICAL SPECIFICATIONS:

| PART NUMBER | LAMP STYLE | BASE | LUMINAIRE TYPE | MAX. LENGTH (MOL) | LIGHT CENTER LENGTH (LCL) |
|----------------------|------------|------|----------------|-------------------|---------------------------|
| FMH400/ED37/PS/BU/4K | ED37 | EX39 | Open | 11.50" (292.1mm) | 7.01" (178.05mm) |

| ARC LENGTH | ARC TUBE MATERIAL | MAX. TEMP (BASE) | MAX. TEMP. (LAMP) |
|------------|-------------------|------------------|-------------------|
| 41mm | Quartz | 210°C | 400°C |



* NOTE: Physical specifications are the same for all colour temperatures

ANSI CODE | **M155**

