



KELVIN (CCT):

- 2700K 827
- 3500K 835
- 4100K 841

PART NUMBER:	DATE:
PROJECT #:	TYPE:
PREPARED BY:	

PART NUMBER:

FCF9TT/8**/2 PIN

9W 2 PIN Single Twin Compact Fluorescent Lamp

Fusion CFL lamps are available in PL, TT, DTT, TTT as well as T2 spiral, R, BR, G25 and PAR configurations. These lamps provide the efficiency of fluorescent technology in many different applications including recessed, surface mounted and specialty fixtures. The long life of these lamps far outlast all incandescent equivalents, saving you money on replacement labor and maintenance costs. Save up to 75% in energy costs compared to the equivalent lumen output incandescent lamps.

FEATURES & BENEFITS:

- Long Life - Save on re-lamping and replacement costs
- High CRI - Excellent colour rendering for improved visual impact
- Wide Range of Colour Temperatures - Light your space to suit your ambience
- Instant Start - No warm-up time, and flicker-free operation

AVAILABLE TYPES:

- 5 Watt: FCF5TT8**/2 PIN 841
- 7 Watt: FCF7TT8**/2 PIN 827/841
- 9 Watt: FCF9TT8**/2 PIN 827/835/841
- 13 Watt: FCF13TT8**/2 PIN 827/830/835/841

APPLICATIONS:

- Commercial: Offices & Hospitals - Ambient Lighting, Task Lighting, etc.
- Retail: Malls, Shopping Centers, Stores, etc.
- Hospitality: Restaurants, Hotels, etc.
- Recreational: Sports Facilities, Gymnasiums, etc.
- Industrial: Warehousing, Manufacturing Facilities, etc.

APPROVALS

RoHS
COMPLIANT

ANSI
CODE | **S78**

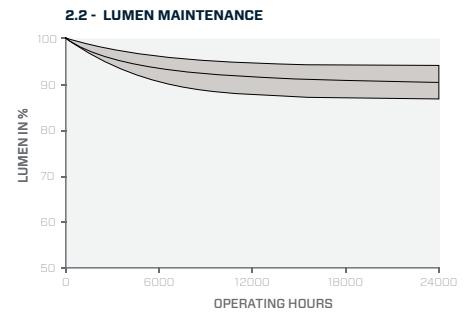
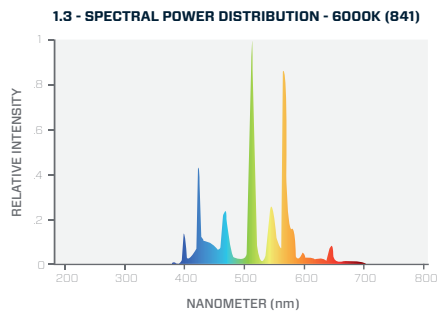
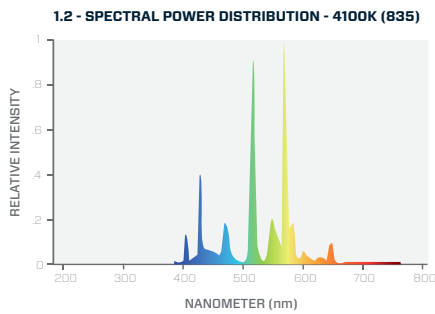
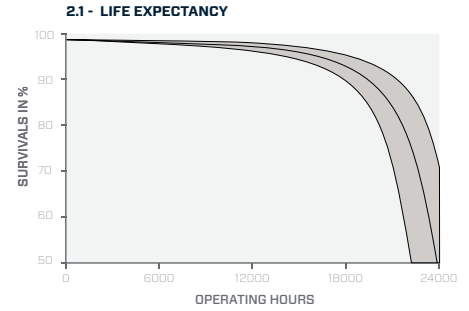
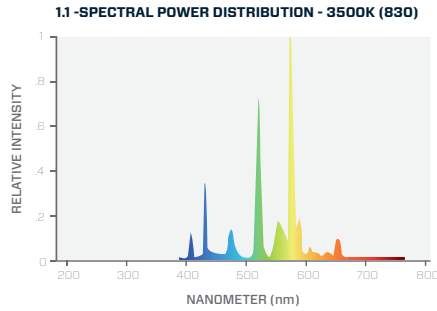
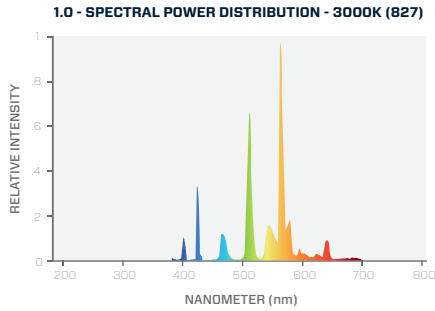
ORDERING INFORMATION:

PART NUMBER	IMS CODE	DESCRIPTION	CASE QTY	CASE DIMENSIONS	CASE WEIGHT
FCF9TT827/2 PIN	0246-7890	9W 2P Single Twin Tube CFL Lamp	50	380 x 180 x 170 mm - 14.96 x 5.9 x 6.69 in	2.8kg - 6.15lbs
FCF9TT835/2 PIN	0246-7893	9W 2P Single Twin Tube CFL Lamp	50	380 x 180 x 170 mm - 14.96 x 5.9 x 6.69 in	2.8kg - 6.15lbs
FCF9TT841/2 PIN	0246-7896	9W 2P Single Twin Tube CFL Lamp	50	380 x 180 x 170 mm - 14.96 x 5.9 x 6.69 in	2.8kg - 6.15lbs

OPERATING SPECIFICATIONS:

PART NUMBER	LAMP WATTS	NOMINAL VOLTAGE	INITIAL LUMENS	MEAN LUMENS	EFFICACY	RATED LIFE (HOURS)	CCT	CRI	WARRANTY
FCF9TT827/2 PIN	9W	60 ± -6V	600 lm	540 lm	67 lm/W	10,000 hrs	2700K	82+ Ra	1 Year
FCF9TT835/2 PIN	9W	60 ± -6V	600 lm	540 lm	67 lm/W	10,000 hrs	3500K	82+ Ra	1 Year
FCF9TT841/2 PIN	9W	60 ± -6V	600 lm	540 lm	67 lm/W	10,000 hrs	4100K	82+ Ra	1 Year

OPERATING SPECIFICATIONS:



ELECTRICAL SPECIFICATIONS:

PART NUMBER	STARTING TYPE	NOMINAL LAMP OPERATING VOLTAGE	NOMINAL LAMP OPERATING CURRENT	OPERATING FREQUENCY	HOT CATHODE RESISTANCE	BALLAST TYPE
FCF9TT8**/2 PIN	Instant	60 ± 6V	0.17 A	60Hz	50 ± 12.5 Ω	Rapid Start

* NOTE: Physical specifications are the same for all colour temperatures

PHYSICAL SPECIFICATIONS:

PART NUMBER	LAMP STYLE	BASE	SOCKET	PHOSPHOR
FCF9TT8**/2 PIN	PL	Ceramic	G23	Tri-Phosphor

A	B	C	D	DIA (Ø)
26.5 mm - 1.04"	12.0 mm - 0.47"	140.0 mm - 4.3"	163.0 mm - 6.42"	12.0mm - 0.47"

* NOTE: Physical specifications are the same for all colour temperatures

