



KELVIN (CCT):

- 3000K** 830
- 3500K** 835
- 4100K** 841
- 5000K** 850

PART NUMBER:	DATE:
PROJECT #:	TYPE:
PREPARED BY:	

PART NUMBER:

FCF42TTT8**/4 PIN

42W 4 PIN Triple Twin Compact Fluorescent Lamp

Fusion CFL lamps are available in PL, TT, DTT, TTT as well as T2 spiral, R, BR, G25 and PAR configurations. These lamps provide the efficiency of fluorescent technology in many different applications including recessed, surface mounted and specialty fixtures. The long life of these lamps far outlast all incandescent equivalents, saving you money on replacement labor and maintenance costs. Save up to 75% in energy costs compared to the equivalent lumen output incandescent lamps.

FEATURES & BENEFITS:

- Long Life - Save on re-lamping and replacement costs
- High CRI - Excellent colour rendering for improved visual impact
- Wide Range of Colour Temperatures - Light your space to suit your ambience
- Instant Start - No warm-up time, and flicker-free operation

AVAILABLE TYPES:

- 18 Watt: FCF18TTT8**/4P 830/835/841/850
- 26 Watt: FCF26TTT8**/4P 830/835/841/850
- 32 Watt: FCF32TTT8**/4P 830/835/841/850
- 42 Watt: FCF42TTT8**/4P 830/835/841/850

APPLICATIONS:

- Commercial: Offices & Hospitals - Ambient Lighting, Task Lighting, etc.
- Retail: Malls, Shopping Centers, Stores, etc.
- Hospitality: Restaurants, Hotels, etc.
- Recreational: Sports Facilities, Gymnasiums, etc.
- Industrial: Warehousing, Manufacturing Facilities, etc.

APPROVALS

RoHS
COMPLIANT

ANSI
CODE | **S78**

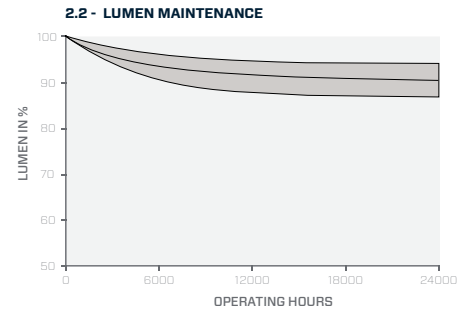
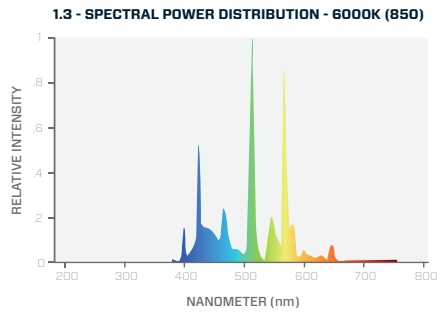
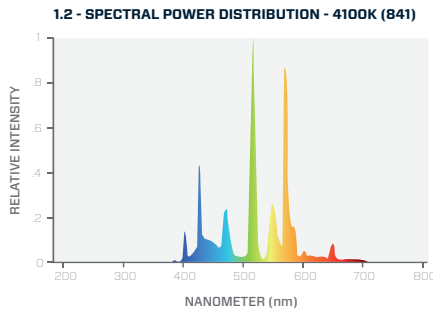
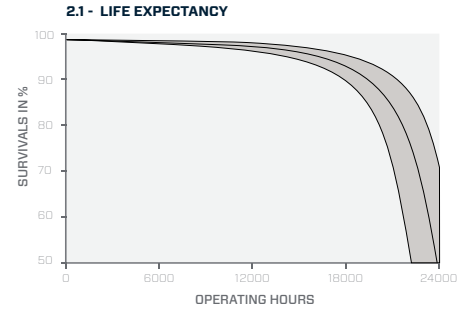
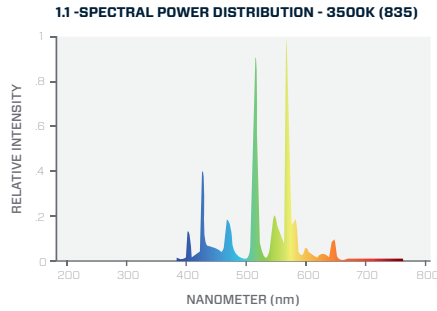
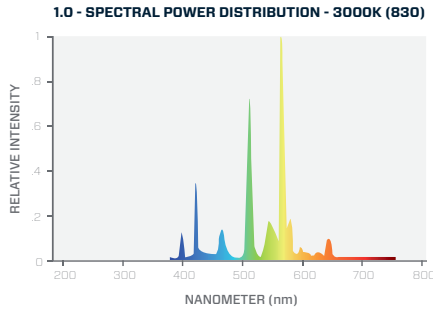
ORDERING INFORMATION:

PART NUMBER	IMS CODE	DESCRIPTION	CASE QTY	CASE DIMENSIONS	CASE WEIGHT
FCF42TTT830/4 PIN	0246-7989	42W 4P Triple Twin Tube CFL Lamp	50	470 x 260 x 220 mm - 18.5 x 10.23 x 8.66 in	6.0kg - 13.0lbs
FCF42TTT835/4 PIN	0246-7992	42W 4P Triple Twin Tube CFL Lamp	50	470 x 260 x 220 mm - 18.5 x 10.23 x 8.66 in	6.0kg - 13.0lbs
FCF42TTT841/4 PIN	0246-7977	42W 4P Triple Twin Tube CFL Lamp	50	470 x 260 x 220 mm - 18.5 x 10.23 x 8.66 in	6.0kg - 13.0lbs
FCF42TTT850/4 PIN	0268-1163	42W 4P Triple Twin Tube CFL Lamp	50	470 x 260 x 220 mm - 18.5 x 10.23 x 8.66 in	6.0kg - 13.0lbs

OPERATING SPECIFICATIONS:

PART NUMBER	LAMP WATTS	NOMINAL VOLTAGE	INITIAL LUMENS	MEAN LUMENS	EFFICACY	RATED LIFE (HOURS)	CCT	CRI	WARRANTY
FCF42TTT830/4 PIN	42W	135 ± -10V	3200 lm	2800 lm	76 lm/W	10,000 hrs	3000K	82+ Ra	1 Year
FCF42TTT835/4 PIN	42W	135 ± -10V	3200 lm	2800 lm	76 lm/W	10,000 hrs	3500K	82+ Ra	1 Year
FCF42TTT841/4 PIN	42W	135 ± -10V	3200 lm	2800 lm	76 lm/W	10,000 hrs	4100K	82+ Ra	1 Year
FCF42TTT850/4 PIN	42W	135 ± -10V	3200 lm	2800 lm	76 lm/W	10,000 hrs	5000K	82+ Ra	1 Year

OPERATING SPECIFICATIONS:



ELECTRICAL SPECIFICATIONS:

PART NUMBER	STARTING TYPE	NOMINAL LAMP OPERATING VOLTAGE	NOMINAL LAMP OPERATING CURRENT	OPERATING FREQUENCY	HOT CATHODE RESISTANCE	BALLAST TYPE
FCF42TTT8**/4 PIN	Instant	135 ± 10V	0.32 A	60Hz	13 ± 3.3Ω	Rapid Start

* NOTE: Physical specifications are the same for all colour temperatures

PHYSICAL SPECIFICATIONS:

PART NUMBER	LAMP STYLE	BASE	SOCKET	PHOSPHOR
FCF42TTT8**/4 PIN	PL	Ceramic	GX24-q3	Tri-Phosphor

A	B	C	D	DIA (Ø)
41.0 mm - 1.61"	41.0 mm - 1.61"	151.0 mm - 5.95"	166.0 mm - 6.54"	12.0mm - 0.47"

* NOTE: Physical specifications are the same for all colour temperatures

