



KELVIN (CCT):

- 3000K 830
- 3500K 835
- 4100K 841

PART NUMBER:	DATE:
PROJECT #:	TYPE:
PREPARED BY:	

PART NUMBER:

FCF18DTT8**/2 PIN

18W 2 PIN Double Twin Compact Fluorescent Lamp

Fusion CFL lamps are available in PL, TT, DTT, TTT as well as T2 spiral, R, BR, G25 and PAR configurations. These lamps provide the efficiency of fluorescent technology in many different applications including recessed, surface mounted and specialty fixtures. The long life of these lamps far outlast all incandescent equivalents, saving you money on replacement labor and maintenance costs. Save up to 75% in energy costs compared to the equivalent lumen output incandescent lamps.

FEATURES & BENEFITS:

- Long Life - Save on re-lamping and replacement costs
- High CRI - Excellent colour rendering for improved visual impact
- Wide Range of Colour Temperatures - Light your space to suit your ambience
- Instant Start - No warm-up time, and flicker-free operation

AVAILABLE TYPES:

- 9 Watt: FCF9DTT8**/2P 827/835/841
- 13 Watt: FCF13DTT8**/2P 827/830/835/841
- 18 Watt: FCF18DTT8**/2P 827/830/835/841
- 26 Watt: FCF26DTT8**/2P 827/830/835/841

APPLICATIONS:

- Commercial: Offices & Hospitals - Ambient Lighting, Task Lighting, etc.
- Retail: Malls, Shopping Centers, Stores, etc.
- Hospitality: Restaurants, Hotels, etc.
- Recreational: Sports Facilities, Gymnasiums, etc.
- Industrial: Warehousing, Manufacturing Facilities, etc.

APPROVALS

RoHS
COMPLIANT

ANSI
CODE | **S78**

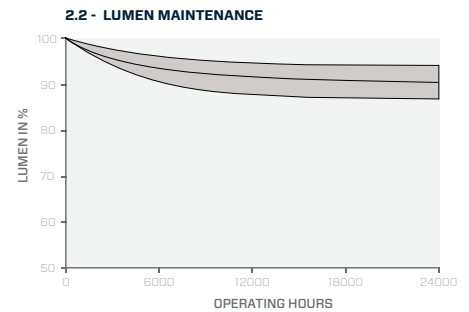
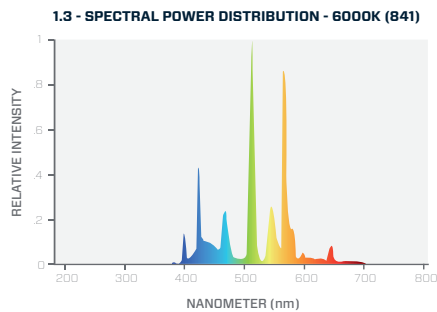
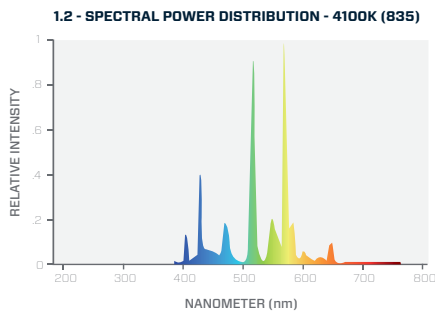
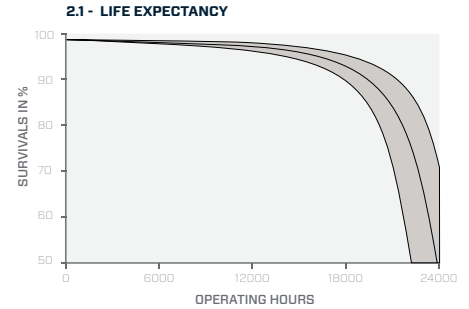
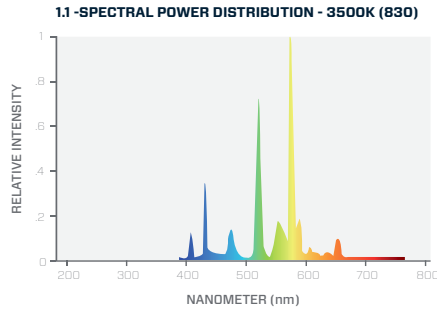
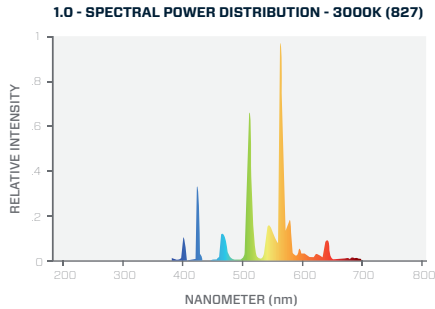
ORDERING INFORMATION:

PART NUMBER	IMS CODE	DESCRIPTION	CASE QTY	CASE DIMENSIONS	CASE WEIGHT
FCF18DTT830/2 PIN	0246-7908	18W 2P Double Twin Tube CFL Lamp	50	390 x 210 x 190 mm - 15.35 x 8.27 x 7.48 in	3.72kg - 8.2lbs
FCF18DTT835/2 PIN	0246-7944	18W 2P Double Twin Tube CFL Lamp	50	390 x 220 x 180 mm - 15.35 x 8.66 x 7.09 in	3.72kg - 8.2lbs
FCF18DTT841/2 PIN	0246-7911	18W 2P Double Twin Tube CFL Lamp	50	390 x 220 x 180 mm - 15.35 x 8.66 x 7.09 in	3.72kg - 8.2lbs

OPERATING SPECIFICATIONS:

PART NUMBER	LAMP WATTS	NOMINAL VOLTAGE	INITIAL LUMENS	MEAN LUMENS	EFFICACY	RATED LIFE (HOURS)	CCT	CRI	WARRANTY
FCF18DTT830/2 PIN	18W	100 ± -10V	1200 lm	1080 lm	67 lm/W	10,000 hrs	3000K	82+ Ra	1 Year
FCF18DTT835/2 PIN	18W	100 ± -10V	1200 lm	1080 lm	67 lm/W	10,000 hrs	3500K	82+ Ra	1 Year
FCF18DTT841/2 PIN	18W	100 ± -10V	1200 lm	1080 lm	67 lm/W	10,000 hrs	4100K	82+ Ra	1 Year

OPERATING SPECIFICATIONS:



ELECTRICAL SPECIFICATIONS:

PART NUMBER	STARTING TYPE	NOMINAL LAMP OPERATING VOLTAGE	NOMINAL LAMP OPERATING CURRENT	OPERATING FREQUENCY	HOT CATHODE RESISTANCE	BALLAST TYPE
FCF18DTT8**/2 PIN	Instant	100 ± 10V	0.22 A	60Hz	26 ± 12.5 Ω	Rapid Start

* NOTE: Physical specifications are the same for all colour temperatures

PHYSICAL SPECIFICATIONS:

PART NUMBER	LAMP STYLE	BASE	SOCKET	PHOSPHOR
FCF18DTT8**/2 PIN	PL	Ceramic	G24d-2	Tri-Phosphor

A	B	C	D	DIA (Ø)
26.5 mm - 1.04"	26.5 mm - 1.04"	128.0 mm - 5.04"	150.0 mm - 5.91"	12.0mm - 0.47"

* NOTE: Physical specifications are the same for all colour temperatures

